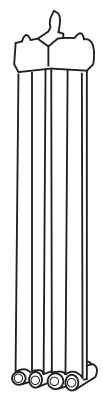



6027-938 Stackable Sweater Dryer ©2011 Whitmor, Inc.



A 1 ea
Frame



B 4 ea
Leg



C 1 ea
Mesh fabric



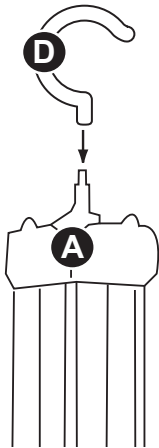
D 1 ea
Hook

Assembly Time:
Less than
15 minutes.

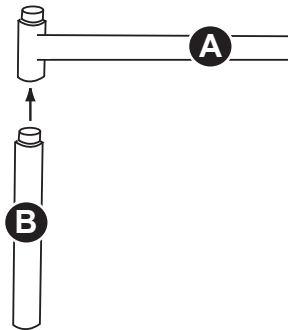
This product's intended use is for hanging garments.

Tools Needed: No tools required.

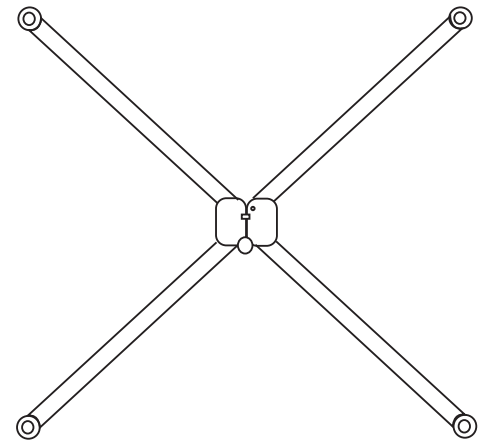
STEP 1. Insert hook (D) onto neck of frame (A).



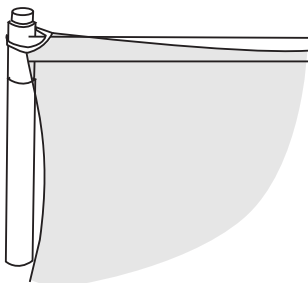
STEP 2. Insert each leg (B) into bottom end of frame (A).



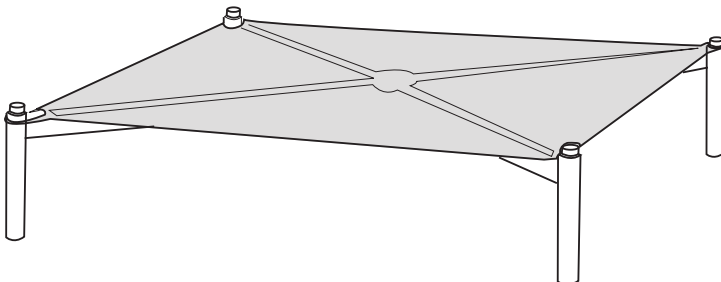
STEP 3. Unfold frame.



STEP 4. Place each corner of mesh fabric over each end of frame.



STEP 5. Assembly is complete. Multiple units can be stacked.



Part	Reference
A	F6987
B	F6988
C	F6989
D	F0000

MADE IN CHINA



8680 Swinnea Road • Suite 103 • Southaven, MS • 38671

NEED HELP? For help with assembly, or if you are missing a part, please call Whitmor's Customer Service Department, 1-888-944-8667 between 8 a.m. and 4:30 p.m. (Central Standard Time) Monday through Friday. Or email: customer_service@whitmor.com. Visit us online at www.whitmor.com